



VITAL TECHNICAL SDN. BHD.

Technical Data Sheet

VT-780  
Vinyl Adhesive



Issuance date: 12/11/2014

Revision date: 13/08/2021

Revision No.: 21-01

# VT-780 Vinyl Adhesive

## Water-based Vinyl Flooring Adhesive



### PHYSICAL STATE

Paste

### COLOR

Beige

### PACKAGING

1 kg/ pail  
(12 pails/carton)  
5 kg/ pail  
(4 pails/carton)  
10 kg/ pail  
(2 pails/carton)  
20 kg/ pail

### SHELF LIFE

12 months

### STORAGE

Store in a dry and cool place with temperature below 30 °C

### DESCRIPTION



VT-780 Vinyl Adhesive is a high-strength, water-based, and easy-to-spread adhesive designed for installing vinyl floor coverings like vinyl planks, vinyl sheets, vinyl tiles etc. onto most types of subfloor surfaces. The adhesive will become tacky and is able to grab resilient vinyl floors, easing installation works especially when the subfloor is not 100% even.

### TECHNICAL DATA

Solid content	: 67%	
Specific gravity	: 1.19	
Viscosity	: 92,000 cPs	
Lap shear strength	: 7.7 N/cm <sup>2</sup>	
VOC Content	: 4.15 g / L	USEPA Method 24
Coverage	: 50 m <sup>2</sup> / 20 kg	

### FEATURES

- High initial tack
- Ready mixed, easy to use
- Installation and clean-up is simple
- Good residual tack
- Long working time, repositioning is possible
- Low odour and low VOC
- Environmentally friendly

### APPLICABLE TESTS / STANDARDS

- VT- 780 meets the requirements of:
- Low VOC - USEPA Method 24 and SCAQMD Method 304-91 under SCAQMD rule 1168

### APPLICATION

- Vinyl plank flooring
- Vinyl sheet flooring
- Vinyl tiles flooring
- Vinyl wall base
- Vinyl Composition Tile (VCT)
- Vinyl floor maintenance
- Concrete, wood and hardboard etc.

### PREPARATION

- Substrate must be smooth, flat, clean, dry and free of moisture and alkali. Remove dirt, wax, grease, paints, oils, sealers, curing compounds and all foreign matter that would interfere with proper adhesion.
- Fill all cracks, holes and low spots with a polymer modified, cementitious patching and levelling compound.
- Highly porous concrete or timber subfloors should be sealed with primer to facilitate adhesion.
- The adhesives should not be used in extremely hot or cold conditions (i.e. below 8 °C or above 35 °C)





### APPLICATION DIRECTION

1. Apply an even coat of adhesive to the subfloor using a trowel.
2. Lay the vinyl onto the adhesive once it becomes tacky (in 30 - 60 minutes) to ensure excellent bonding strength after cured. It can remain tacky for a long period of time, can continue the installation even on the second day.
3. Press vinyl evenly with roller to ensure complete contact between vinyl and subfloor.
4. Adhesive must be left to set overnight (min. 12 hrs.) before exposing to traffic. Do not wash or strip floor for 5 days after installation.

(Scan to learn how to use)



Visit product page:  
<http://vitaltechnical.com/product/vt-780-vinyl-adhesive/>

	<b>VITAL TECHNICAL SDN. BHD.</b>	  
	<b>Technical Data Sheet</b>	
	<b>VT-780</b> <b>Vinyl Adhesive</b>	

Issuance date: 12/11/2014

Revision date: 13/08/2021

Revision No.: 21-01

# VT-780

Vinyl Adhesive

**CLEAN UP**

- Remove wet adhesive residue with a clean, white cloth dampened with soapy water.
- Use mineral spirits for dried adhesive residue, following warnings on the container.

**CAUTION**

Highly flammable liquid and vapour. Keep away from heat, hot surfaces, sparks, open flames and other ignition sources. No smoking. Keep container tightly closed. Use explosion-proof electrical/ventilating/lighting equipment. Wear protective gloves. IF ON SKIN (or hair): Take off immediately all contaminated clothing. Rinse skin with water. Store in a well-ventilated place. Keep cool. Keep out of reach of children. Safety data sheet available on request. For further health and safety information, consult the latest safety data sheet.

**LEGAL NOTES**

Every endeavour has been made to ensure that the information given herein is true and reliable but it is given only for the guidance of our customers. The company cannot accept any responsibility for the loss or damage that may result from the use of the information, due to the possibility of variations of processing or working conditions and of workmanship outside our control. Users are advised to confirm suitability of this product by their own tests.