

**VITAL TECHNICAL SDN. BHD.****Technical Data Sheet****VT-236
V-Bond**

Issuance date: 07/02/2018

Revision date: 27/09/2021

Revision No.: 21-01

VT-236 V-Bond

Construction Adhesive Sealant

BASE

Synthetic rubber

PHYSICAL STATE

Thick paste

COLOUR

Brown

OPEN TIMEMax. 5 minutes
(at 25 °C & 50% R.H.)**CURING TIME**

24 – 72 hours

PACKAGING350 g/cartridge
(24 cartridges/carton)**SHELF LIFE**

12 months (cartridge)

STORAGE

Store in a dry and cool place with temperature around 30 °C

APPLICATION TEMPERATURE

-20 °C – 38 °C

SERVICE TEMPERATURE

-30 °C - 60 °C

DESCRIPTION

VT-236 V-Bond is a high performance construction adhesive sealant specially formulated to bond non-porous substrates, such as Aluminum Composite Panel (ACP) and metal panel. It is also suitable to bond a variety of other common construction materials. It has strong initial grab, superior adhesion, and will not slump on vertical surfaces.

TECHNICAL DATA

Curing system	: Solvent evaporation	
Specific gravity	: 1.22 g/mL	
Lap shear strength	: 3.5 N/mm ²	ASTM D1002 (Wood-to-wood)
Solid content	: 81-82 %	
Freeze/Thaw stability	: 5 cycles	

FEATURES

- Superior adhesion for all metal substrates including Aluminium Composite Panel (ACP)
- Strong initial grab
- Bonds most materials

APPLICATION

Suitable for Aluminum Composite Panel (ACP) and metal panel installations. Ideal for bonding most construction materials: wood, particle board, metal, concrete, fiber-reinforced cement board, ceramics, bricks, flooring panels.

APPLICATION DIRECTION




1. Surfaces must be clean, dry and free of dirt, grease, oil or water.
2. For a neat finish, apply masking tape and remove it before construction adhesive skins over.
3. Cut tip off and puncture the internal foil seal with nozzle. Cut nozzle at 45° angle to desired bead-width and apply to substrate with cartridge gun.
4. Two-way contact (Lighter substrate bonding): Apply adhesive onto substrate to be bonded, press firmly, and pull apart. Allow to tack-off for 10 to 30 seconds and press firmly together again. Contact areas should be tapped with a rubber mallet to ensure intimate contact.
5. One-way method (Heavier substrate bonding): Apply adhesive onto substrate to be bonded, press firmly, and securely fasten them together (clamp, nail, screw, etc.). Retain fastening for a minimum of 24 hours.
6. Any wet or partially wet adhesive can be removed with a piece of cloth. Dried adhesive is best removed with scraper or by sanding.

COVERAGE

A 350 g cartridge will cover 10 meters of 6 mm bead.

LIMITATIONS

Not suitable for outdoor use.

	VITAL TECHNICAL SDN. BHD.	 
	Technical Data Sheet	
	VT-236 V-Bond	

Issuance date: 07/02/2018

Revision date: 27/09/2021

Revision No.: 21-01

VT-236

V-Bond

CAUTION

Highly flammable liquid and vapour. Causes skin irritation. May cause an allergic skin reaction. May cause drowsiness or dizziness. Suspected of damaging fertility or the unborn child. May cause damage to the nervous system through prolonged or repeated exposure by inhalation. Harmful to aquatic life with long lasting effects. Keep away from heat, hot surfaces, sparks, open flames and other ignition sources. No smoking. Do not breathe fumes. Use only outdoors or in a well-ventilated area. Wear protective gloves and eye protection. IF exposed or concerned: Get medical advice/attention. Store locked up. Safety data sheet available on request.

LEGAL NOTES

Every endeavour has been made to ensure that the information given herein is true and reliable but it is given only for the guidance of our customers. The company cannot accept any responsibility for the loss or damage that may result from the use of the information, due to the possibility of variations of processing or working conditions and of workmanship outside our control. Users are advised to confirm suitability of this product by their own tests.