



VITAL TECHNICAL SDN. BHD.

Technical Data Sheet

VT-233
Green Nails



Issuance date: 14/08/2009

Revision date: 18/05/2022

Revision No.: 22-01

VT-233 Green Nails

Water-based Panel Adhesive Sealant



BASE

Acrylic polymer

PHYSICAL STATE

Thick paste

COLOUR

Off-White

OPEN TIME

Max. 5 minutes
(at 25 °C & 50% R.H.)

CURING TIME

24 – 72 hours

PACKAGING

400 g/cartridge
(24 cartridges/carton)

SHELF LIFE

18 months

STORAGE

Store in a dry and cool place with temperature around 30 °C

APPLICATION TEMPERATURE

10 °C – 38 °C

SERVICE TEMPERATURE

-30 °C - 60 °C

DESCRIPTION



VT-233 Green Nails is a one-component, water-based, low VOC panel adhesive sealant with good initial grab. It is fast curing to form a durable high strength bond. It is paintable and ideal for general purpose construction applications.

TECHNICAL DATA

Curing system	: Water evaporation	
Specific gravity	: 1.34 g/mL	
Solid content	: 68 %	
Lap shear strength	: 2.8 N/mm ²	ASTM D1002 (Wood-to-wood)
Low VOC compliance	: Yes	SCAQMD Rule #1168
VOC content	: 11 g/L	USEPA Method 24
	: 0.54 %	USEPA Method 310

FEATURES

- Low VOC compliant
- High initial grab
- Non-drip paste
- Paintable

APPLICABLE TESTS / STANDARDS




- VT-233 meets the requirements of:
- Low VOC - USEPA Method 24 under SCAQMD Rule 1168 & USEPA Method 310

APPLICATION

- Ideal for bonding most construction materials: wood, metal, glass, plastic, stone, ceramic, plasterboard, and brick.
- Typical applications include adhering wall panels, ceramic tiles repair, and batten installation.
- Not suitable: use on continuously wet area, fixing mirror, PE or PP bonding, outdoor applications.

APPLICATION DIRECTION

1. Surfaces must be clean, dry and free of dirt, grease, oil or water.
2. For a neat finish, apply masking tape and remove it before construction adhesive skins over.
3. Cut tip off and puncture the internal foil seal with nozzle. Cut nozzle at 45° angle to desired bead-width and apply to substrate with cartridge gun.
4. Apply adhesive onto substrate to be bonded, press firmly, and securely fasten them together (clamp, nail, screw, etc.). Retain fastening for a minimum of 24 hours.
5. Any wet or partially wet adhesive can be removed with a piece of cloth. Dried adhesive is best removed with scraper or by sanding.

	VITAL TECHNICAL SDN. BHD.	 
	Technical Data Sheet	
	VT-233 Green Nails	

Issuance date: 14/08/2009

Revision date: 18/05/2022

Revision No.: 22-01

VT-233

Green Nails

LIMITATIONS Not suitable for outdoor use.

CAUTION Keep out of reach of children. Safety data sheet available on request. For further health and safety information, consult the latest safety data sheet.

LEGAL NOTES Every endeavour has been made to ensure that the information given herein is true and reliable but it is given only for the guidance of our customers. The company cannot accept any responsibility for the loss or damage that may result from the use of the information, due to the possibility of variations of processing or working conditions and of workmanship outside our control. Users are advised to confirm suitability of this product by their own tests.