



VITAL TECHNICAL SDN. BHD.

Technical Data Sheet

VT-231
Heavy Duty Construction Adhesive



Issuance date: 15/07/2010

Revision date: 27/09/2021

Revision No.: 21-02

VT-231 Heavy Duty Construction Adhesive

Construction Adhesive Sealant

BASE

Synthetic rubber

PHYSICAL STATE

Thick paste

COLOUR

Beige

OPEN TIME

Max. 5 minutes
(at 25 °C & 50% R.H.)

CURING TIME

24 – 72 hours

PACKAGING

350 g/cartridge
(24 cartridges/carton)

SHELF LIFE

12 months (cartridge)

STORAGE

Store in a dry and cool place with temperature around 30 °C

APPLICATION TEMPERATURE

-20 °C – 38 °C

SERVICE TEMPERATURE

-30 - 60 °C

DESCRIPTION



VT-231 Heavy Duty is a one-component, heavy duty construction adhesive sealant formulated for general construction, remodelling, maintenance & repair projects. The instant grab formula holds projects in place instantly, reducing bracing requirement. It bonds most construction materials. It has strong initial grab, superior adhesion and will not slump on vertical surfaces.

TECHNICAL DATA

Curing system	: Solvent evaporation	
Specific gravity	: 1.23 g/mL	
Lap shear strength	: 3.0 N/mm ²	ASTM D1002 (Wood-to-wood)
Solid content	: 77 %	
Freeze/Thaw stability	: 5 cycles	

FEATURES

- Professional choice
- Non-drip paste
- Instant grab
- Bonds most materials

APPLICATION

- Ideal for wood flooring (Harder after curing), bonds most construction materials: wood (wet, treated, etc.), plywood, particleboard, hardboard, metal, concrete, polyurethane foam, stone, ceramic, and most large panel substrates.

APPLICATION DIRECTION




1. Surfaces must be clean, dry and free of dirt, grease, oil or water.
2. For a neat finish, apply masking tape and remove it before construction adhesive skins over.
3. Cut tip off and puncture the internal foil seal with nozzle. Cut nozzle at 45° angle to desired bead-width and apply to substrate with cartridge gun.
4. Two-way contact (Lighter substrate bonding): Apply adhesive onto substrate to be bonded, press firmly, and pull apart. Allow to tack-off for 10 to 30 seconds and press firmly together again. Contact areas should be tapped with a rubber mallet to ensure intimate contact.
5. One-way method (Heavier substrate bonding): Apply adhesive onto substrate to be bonded, press firmly, and securely fasten them together (clamp, nail, screw, etc.). Retain fastening for a minimum of 24 hours.
6. Any wet or partially wet adhesive can be removed with a piece of cloth. Dried adhesive is best removed with scraper or by sanding.

COVERAGE

A 350 g cartridge will cover 10 meters of 6 mm bead.

LIMITATIONS

- Not recommended for Polystyrene (Styrofoam).
- Not recommended mirror bonding
- Not suitable for outdoor use.

	VITAL TECHNICAL SDN. BHD.	 
	Technical Data Sheet	
	VT-231 Heavy Duty Construction Adhesive	

Issuance date: 15/07/2010

Revision date: 27/09/2021

Revision No.: 21-02

VT-231
Heavy Duty Construction Adhesive

CAUTION

Highly flammable liquid and vapor. Causes skin irritation. May cause an allergic skin reaction. May cause drowsiness or dizziness. Suspected of damaging fertility or the unborn child. May cause damage to the nervous system through prolonged or repeated exposure by inhalation. Harmful to aquatic life with long lasting effects. Keep away from heat, hot surfaces, sparks, open flames and other ignition sources. No smoking. Do not breathe fumes. Use only outdoors or in a well-ventilated area. Wear protective gloves and eye protection. IF exposed or concerned: Get medical advice/attention. Store locked up. Safety data sheet available on request.

LEGAL NOTES

Every endeavour has been made to ensure that the information given herein is true and reliable but it is given only for the guidance of our customers. The company cannot accept any responsibility for the loss or damage that may result from the use of the information, due to the possibility of variations of processing or working conditions and of workmanship outside our control. Users are advised to confirm suitability of this product by their own tests.