

	<b>VITAL TECHNICAL SDN. BHD.</b>	 
	<b>Technical Data Sheet</b>	
	<b>VT-230 Vital Nails</b>	

Issuance date: 04/06/2009

Revision date: 04/04/2023

Revision No.: 23-01

# VT-230 Vital Nails

## Construction Adhesive Sealant

### BASE

Synthetic rubber

### PHYSICAL STATE

Thick paste

### COLOUR

Brown

### OPEN TIME

Max. 5 minutes  
(at 25 °C & 50% R.H.)

### CURING TIME

24 – 72 hours

### PACKAGING

350 g/cartridge  
(24 cartridges/carton)

### SHELF LIFE

18 months (cartridge)

### STORAGE

Store in a dry and cool place with temperature around 30 °C

### APPLICATION TEMPERATURE

-20 °C – 38 °C

### SERVICE TEMPERATURE

-30 °C – 60 °C

### DESCRIPTION



VT-230 Vital Nails is a one-component construction adhesive sealant formulated to bond on a variety of common construction materials. It has strong initial grab, superior adhesion, and does not slump on vertical surfaces.

TECHNICAL DATA	Property	Value	Standard
	Curing system	: Solvent evaporation	
	Specific gravity	: 1.20 g/mL	
	Lap shear strength	: 3.2 N/mm <sup>2</sup>	ASTM D1002 (Wood-to-wood)
	Solid content	: 77 %	
	Freeze/Thaw stability	: 5 cycles	

FEATURES	Properties
	SVHC compliant
	Mirror and polystyrene safe
	Strong initial grab
	Non-drip paste
	Excellent adhesion on most substrates
	Can be extruded even at low temperatures

APPLICABLE TESTS / STANDARDS	Requirements
	VT-230 meets the requirements of:
	<ul style="list-style-type: none"> <li>CISCA 2007- Section 6: Pedestal Overturning Moment Test</li> <li>Substances of Very High Concern (SVHC) screening.</li> </ul>

APPLICATION	Use Cases
	Ideal for bonding most construction materials: wood, particle board, metal, concrete, fibre-reinforced cement board, ceramics, bricks, flooring panels.
	Can be used on polystyrene and mirror.

APPLICATION DIRECTION	Instructions
	1. Surfaces must be clean, dry and free of dirt, grease, oil or water.
	2. For a neat finish, apply masking tape and remove it before construction adhesive skins over.
	3. Cut tip off and puncture the internal foil seal with nozzle. Cut nozzle at 45° angle to desired bead-width and apply to substrate with cartridge gun.
	4. <b>Two-way contact</b> (Lighter substrate bonding): Apply adhesive onto substrate to be bonded, press firmly, and pull apart. Allow to tack-off for 10 to 30 seconds and press firmly together again. Contact areas should be tapped with a rubber mallet to ensure intimate contact.
	5. <b>One-way method</b> (Heavier substrate bonding): Apply adhesive onto substrate to be bonded, press firmly, and securely fasten them together (clamp, nail, screw, etc.). Retain fastening for a minimum of 24 hours.
	6. Any wet or partially wet adhesive can be removed with a piece of cloth. Dried adhesive is best removed with scraper or by sanding.




COVERAGE	Capacity
	A 350 g cartridge will cover 10 meters of 6 mm bead.

LIMITATIONS	Restrictions
	Not suitable for outdoor use. Do not use for overhead mirror installations

(Scan to learn how to use)



Visit product page:  
<https://vitaltechnical.com/product/vt-230-vital-nails/>

	<b>VITAL TECHNICAL SDN. BHD.</b>	 
	<b>Technical Data Sheet</b>	
	<b>VT-230 Vital Nails</b>	

Issuance date: 04/06/2009

Revision date:04/04/2023

Revision No.: 23-01

# VT-230

Vital Nails

**CAUTION**

Contains AMIDE WAX. May produce an allergic reaction. Highly flammable liquid and vapour. Causes skin irritation. May cause drowsiness or dizziness. Suspected of damaging fertility or the unborn child. May cause damage to organs through prolonged or repeated exposure. Toxic to aquatic life with long lasting effects. If medical advice is needed, have product container or label at hand. Keep out of reach of children. Keep away from heat, hot surfaces, sparks, open flames and other ignition sources. No smoking. Use only outdoors or in a well-ventilated area. Wear protective gloves/protective clothing / eye protection/face protection / hearing protection. Collect spillage.

**LEGAL NOTES**

Every endeavour has been made to ensure that the information given herein is true and reliable but it is given only for the guidance of our customers. The company cannot accept any responsibility for the loss or damage that may result from the use of the information, due to the possibility of variations of processing or working conditions and of workmanship outside our control. Users are advised to confirm suitability of this product by their own tests.