

	VITAL TECHNICAL SDN. BHD.	 
	Technical Data Sheet	
	VT-752 Timberbond 752	

Issuance date: 17/06/14

Revision date: 03/06/21

Revision No.: 21-0

VT-752 Timberbond 752

Water-based Wood Flooring Adhesive



PHYSICAL STATE

Viscous liquid

WET TACK

Aggressive

FLAMMABILITY

Non flammable

COLOR

Brown

PACKAGING

20 kg/ Pail
20 kg/ Carton
20 kg/ Recycled pail

SHELF LIFE

12 months

STORAGE

Store in a dry and cool place with temperature around 30 °C

DESCRIPTION



Timberbond 752 is a fast setting water-based adhesive featuring high solid content (low water content) thus suitable for bonding of various types of moisture sensitive timber in wood flooring applications. It is an easily trowelable thixotropic paste available in beige color. It dries to form a strong bond between timbers, and is resistant to normal hygrometric movements of wood and the thermal expansion of substrates.

TECHNICAL DATA

Solid content	: 49 %	
Specific gravity	: 1.30	
Viscosity	: 38,000 cPs	Spindle 6 @ 10rpm
VOC content	: 24.24 g/L	USEPA Method 24

FEATURES

- Fast setting
- High solid content (Low water content)
- Bonds moisture sensitive timber

APPLICABLE TESTS / STANDARDS

- VT- 752 meets the requirements of:
- Low VOC - USEPA Method 24 under SCAQMD rule 1168

APPLICATION

- Ideal for the bonding of moisture sensitive timber in wood flooring applications, including parquet, industrial parquet and floorboards of all types of wood, multi-layer pre-finished parquet of small format. It may be used on cement-based screeds, wooden substrates, shipboard panels, Masonite panels etc.

APPLICATION DIRECTION

Substrate Preparation




1. Substrates must be dry, absorbent, level, sound, free of dust, loose particles, paint, wax, oil, rust, and traces of gypsum.
2. The moisture content of the screed must be lower than the maximum prescribed by the timber manufacturer.
3. Check moisture throughout the entire thickness of substrates, using carbide hygrometer.
4. Floating screeds over insulation or light weight layers (e.g. light weight concrete) and slabs on grade must be provided with a moisture barrier to prevent rising damp.
5. To repair cracks in the substrate, consolidate screeds and level uneven screeds.

Adhesive Applications

1. Stir the adhesive before using. Remove the skin surface if any.
2. Apply the Timberbond to the substrate with notched trowel suitable to the format.
3. The open time of the Timberbond is 30 minutes under normal temperature (10 °C to 40 °C) and humidity conditions, which must be taken into consideration when applying the adhesive.
4. If skin forms on the adhesive before parquet installation, the adhesive must be removed and replaced.

Parquet Installation

1. The parquet to be installed must be stored in a dry, sheltered area not subject to the vapour condensation and must be insulated from the ground.
2. Check the moisture content of the timber and the ambient humidity before installation.
3. Press the wood parquet firmly onto the wet Timber Adhesive to ensure good contact.
4. Leave a gap of approximately 10 mm width around the perimeter, columns, and any elements crossing the floor.
5. Do not bond edges of wood strips together (follow the parquet manufacturer's recommendations for installation).

	VITAL TECHNICAL SDN. BHD.	 
	Technical Data Sheet	
	VT-752 Timberbond 752	

Issuance date: 17/06/14

Revision date: 03/06/21

Revision No.: 21-0

VT-752

Timberbond 752

CURING TIME

- Floors are set to light traffic after 48 hours. For parquet polishing, wait for at least 10 days to ensure that the wood has reached the proper stability and that the adhesive is completely dry.

CONSUMPTION

- Depending on the type of substrates and notched trowel selection, the adhesive consumption range from 0.6 kg to 1.0 kg / m². For laminated plank, the recommended adhesive coverage is at least 80 %. For solid wood, minimum 95 % adhesive coverage is required.

LIMITATIONS

Not recommended for following applications:

- Use in very cold areas. In cold weather, rooms must be heated.
- Use Timberbond on anhydrite or magnesium screed.
- Use Timberbond on screeds where there may be possible rising damp (must insert a moisture barrier between ground and the screed).
- Use if the screed is not dry and has a moisture content higher than recommended by the wood manufacturer (check moisture content throughout the entire thickness)

CAUTION

Keep out of reach of children. Safety data sheet available on request. For further health and safety information, consult the latest safety data sheet.

LEGAL NOTES

Every endeavour has been made to ensure that the information given herein is true and reliable but it is given only for the guidance of our customers. The company cannot accept any responsibility for the loss or damage that may result from the use of the information, due to the possibility of variations of processing or working conditions and of workmanship outside our control. Users are advised to confirm suitability of this product by their own tests.